

Friday 14th June



St Mary
of the Angels

Love Jesus,
Love Learning,
Love Life

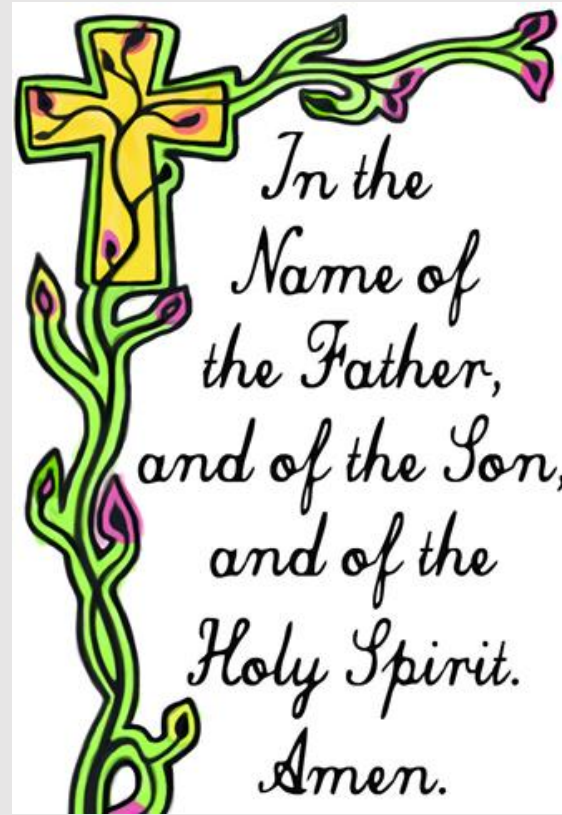


Celebration Assembly



Gather...

We gather together as one family, as we pray...



In the name of the Father

and of the Son



and of the Holy




Spirit.



Amen





This week's focus is... looking after our Sensory Garden!

- No running on the mounds
- Please don't pick the flowers
- Please don't kick the path or the stones
- Please water if you have time

- Please pick any weeds – remember to wash your hands afterwards
- Please look after our Sensory Garden





HEAD

TEACHER'S

AWARD



attendance

This week's attendance is 96.72%



The class with the highest attendance is Y2 with 99.63%

Birthdays...

EYFS – Olivia,
Year 1 – Elwood
Year 3 – Joel, Mrs Bridgeman!!
Year 4 – Isaac, Harry
Year 5 - Amelia



Celebrating our achievements outside of school!





And... Well done Mrs Pearce on guiding St Mary's to ANOTHER GOLD award in the School Games!!!





CYCLING

If you haven't learnt to ride your bike yet, that's okay. There's still time. Some people learn to ride with whoever looks after them, sometimes on their own. But did you know there are training courses you can go to, where they will teach you how to ride a bike? It's called Bikeability. You don't have to cycle on the roads to learn. You can go to the park or try in your garden.

Cycling is great because it gets you active and is a healthy way to get around. It's also environmentally friendly meaning the air will be cleaner near school.

Tips for cycling out and about

- Get Bikeability trained whilst in school and wear your helmet
- Wear something brightly coloured or fluorescent in the day
- At night, wear something reflective and bright
- Ride in a position where you can see clearly and be seen by others
- Give way to other people and be prepared to stop or slow down
- Wherever possible use cycle routes and paths away from busy traffic
- Always look all around you before you set off
- Give clear hand signals and look out for obstacles in the road
- Concentrate - never use a mobile phone or listen to music



CYCLE / SCOOTER SAFETY AND SECURITY

Tips to help keep you and your bike, scooter or skateboard safe:

If you need to leave your bike make sure you secure it tightly with a good security lock so that it's hard to move. Attach it to a solid permanent object like a bike stand. Use your bike lock even when it is stored in the shed or garage.

Remember to keep a note of your bikes identification number, ask your parent/carer to help you find it on your bike.

You can get your bike security marked. Our local police can help us with this.

Always complete a five point bike check, checking: Tyres, Brakes, Chain, Lights and Reflectors before setting off.

Make sure your bike has a bell so you can ring it as a warning to let other people know you are approaching.

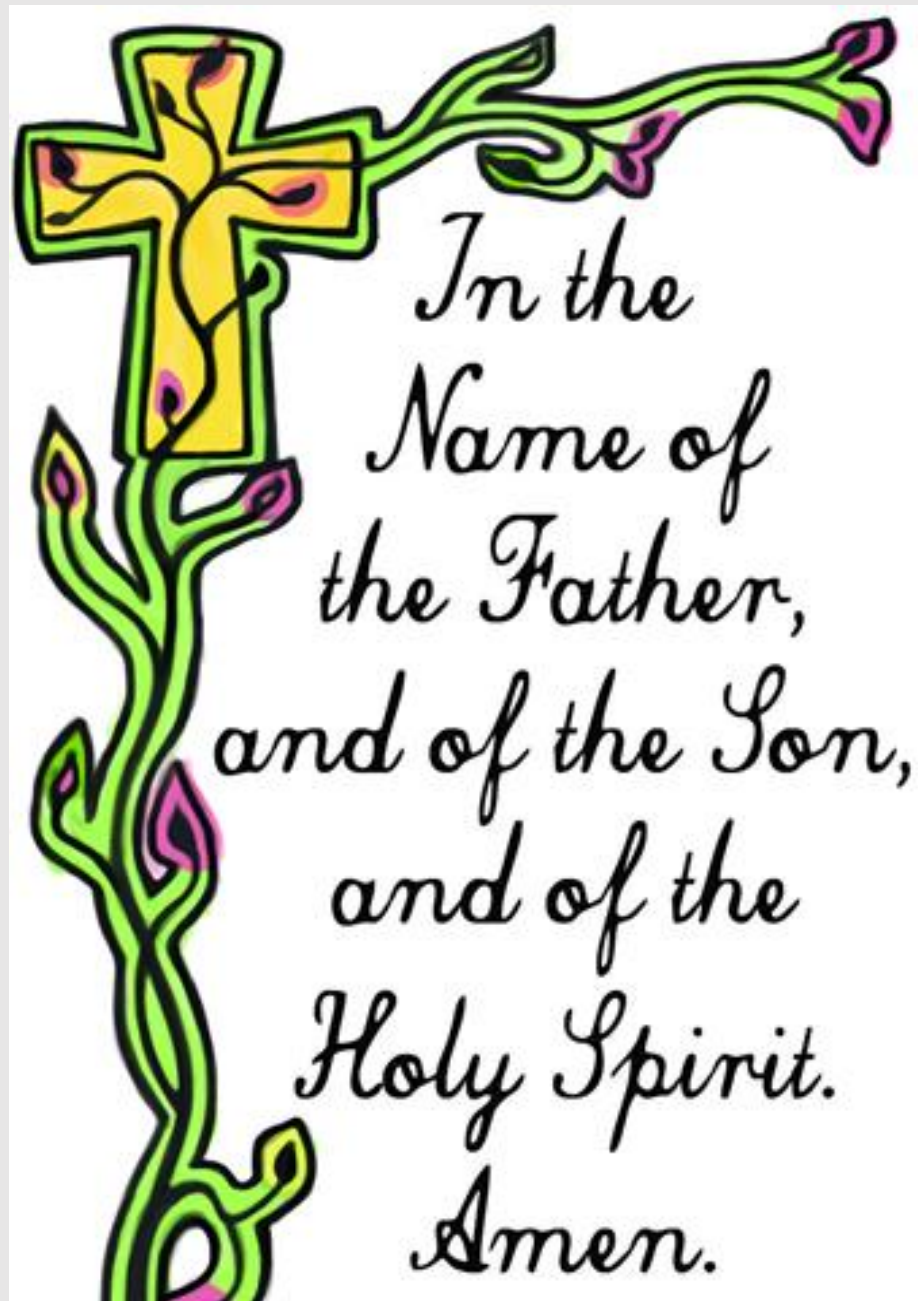
e-SCOOTERS - CAN WE RIDE THEM?

Have you spotted more of these around lately?

Do you know if you are allowed?

e-scooters that we can buy from the shops can ONLY be used on private land. This means we can't use them on pavements or roads. Only official hired ones are allowed to be used by an adult with a driving licence, on a road in public, as they are going through a trial period to see how safe they are.





In the name of the Father

and of the Son



and of the Holy

Spirit.

Amen